

Exterior Wood Oil is to be used outdoor for basic treatment and maintenance of new and previously oiled wood surfaces such as decks, windows, garden furniture, cladding etc. The special water-based composition of oil components ensures that the product is water-dilutable and friendly to the environment. The oil enhances the natural colour and grain of wood.

- **Provides a strong water and dirt-repellent surface**
- **Enhances the natural colour and grain of the wood**
- **Fast-drying**
- **All varieties have UV protection**



Application area

For basic treatment and maintenance of new and previously oiled wood surfaces outdoor such as decks, garden furniture, cladding etc. May be used on traditional wood species such as pine and larch and on exotic species such as teak, mahogany, and ipé.

Work description

Preparation	Clean new wooden surfaces as well as old surfaces with WOCA Exterior Wood Cleaner before starting the oil treatment. Then leave the wood to dry for at least 24 hours so that the humidity is not above 17%. Sand down any rough wood fibres with sandpaper, grit 120. Make the application in dry weather only, min. temp. 13°C. Avoid direct sunlight and high temperatures. Always remember to test on a small area in order to check the surface and the compatibility of the product.
Treatment	Stir the oil thoroughly before use. Avoid direct sunlight and high temperatures. Apply an even and thin coat of oil with a brush or WOCA Oil Applicator. Treat the end grain wood first. The wet oil may have a white shade. When the water has evaporated after a few minutes, the wood will appear oiled. Wipe off any excess oil with clean cotton cloths after no more than 5 minutes. Take particular care of removing excess oil from joints and grooves. If the surface does not appear saturated with oil, repeat steps. When the wood is dry, it may be polished with a polishing pad or polishing machine to ensure an extra hard-wearing surface.
Note	Non pressure-treated softwood and larch must be primed with the WOCA Exterior Wood Primer. Attention (for furniture): Please note that Exterior Wood Oil in the black, anthracite and walnut colour are recommended to be finished with a coat of Exterior Wood Oil Natural to avoid excess colour coming off.

Drying time

Fully hard	It takes 24 to 48 hours for the oil to harden thoroughly, depending on weather conditions and outdoor temperature. The wood must not be exposed to water during this period.
------------	--



Technical data

Density	0.98-1.1
Viscosity	23-32 DIN CUP 4
Coverage	8-12 m ² /L, depending on wood and its surface.
Colours	11 colours
Cleaning of tools	Clean tools with water
Storage	Store safely, out of reach of children Do not expose to heat (e.g. sunlight). Store frost-free.
Hazard labelling	Due to the risk of self-ignition it is important that oil wetted cloths are soaked and disposed of in a tightly closed and water filled container after use.
VOC	This product contains a maximum of 20 g VOC/L. The limit value is 130 g VOC/L (cat. A/f).
Packaging	0.75 L - 2.5 L
Re-treatment	Repeat the oil treatment when required. Start cleaning the surface with WOCA Exterior Wood Cleaner.

Maintenance and related products

Deep cleaning	Exterior Wood Cleaner
Related products	Exterior Wood Primer

Contact


WOCA Denmark A/S
Tvæervej 6
DK - 6640 Lunderskov
T +45 9958 5600
info@wocadenmark.com
wocadenmark.com

This information is based on extensive laboratory testing and practical experience. Because the conditions under which the product is used are often beyond the control of WOCA Denmark, we can only guarantee the quality of the actual product. WOCA Denmark A/S accepts no liability for incorrect use and handling of the product. In principle, this product can be considered an intermediate product, as results depend on construction, the nature of the surface, pre-treatment, temperature, air humidity, application etc. WOCA Denmark A/S reserves the right to change the product and the stated information without notice. This label/product description replaces all previous versions.

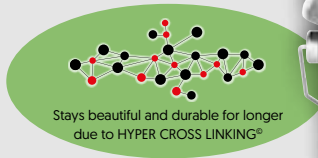


① PREPARE ② TREAT ③ MAINTAIN

EXTERIOR WOOD OIL COLOUR RANGE



Existing **COLOUR RANGE**




- 0.75 L – 2.5 L
- Approx. 8 –12 m²/L
- Water-based
- Max. 20 g/L
- 13 colours*

*Red Brown and Silver only in 2.5 L




Now available in **4 NEW AND TRENDY COLOURS:**



The Original

WOCA®

Exterior wood care



Easy and effective. *Naturally*

Wood is not supposed to be surface finished; it should be strengthened and protected from inside.

This is WOCA's ethos and our continuing attitude on how to ensure exterior wood work a long life, durability and a beautiful and natural look.

Basically, there are 2 ways of treating and finishing wood in general. The natural way or the "superficial" way!

WOCA believes in the natural way. The philosophy is that wood in itself is a unique and a natural material, which possesses a number of natural inner properties that are needed to ensure long lasting durability. These qualities/properties "only" need to be strengthened and stimulated, so the wood stays in the same condition as the day it was installed.


This is done by maintaining and rejuvenating the wood with an oxidizing penetrating oil that hardens deep inside the wood and provides new life and energy. Well maintained wood keeps its natural ambience and beautiful appearance. Wood is a natural product with naturally built in resistance.

On the contrary, the superficial approach is about protecting the wood from wear and tear. This is done by coating the surface with some kind of synthetic film building finish. In reality, this finish is sealing the pores of the wood and turns the natural living wood into an artificial material with no life. The result is that the surface is only protected in the short term and the living properties of the wood are weakened.

The natural way requires a little bit more attention to ongoing after care than the superficial method, but the advantages are that the lifetime of the wood is radically extended. In other words: what is invested in maintenance and care is regained in no extra costs compared with the surface finished wood being renovated, sanded and repaired or worst case replaced completely.

The bottom line is the question of philosophy: "Do we want to enjoy the real wood quality on a daily basis which is one the world's most beautiful building materials which is a long lasting natural product?" – Or do we prefer to change the wood surface into a more anonymous artificial material just to save some time on after care and maintenance on the short term?

We at WOCA Denmark have made up our minds!



Accoya benefits



Durability class 1



Dimensionally Stable



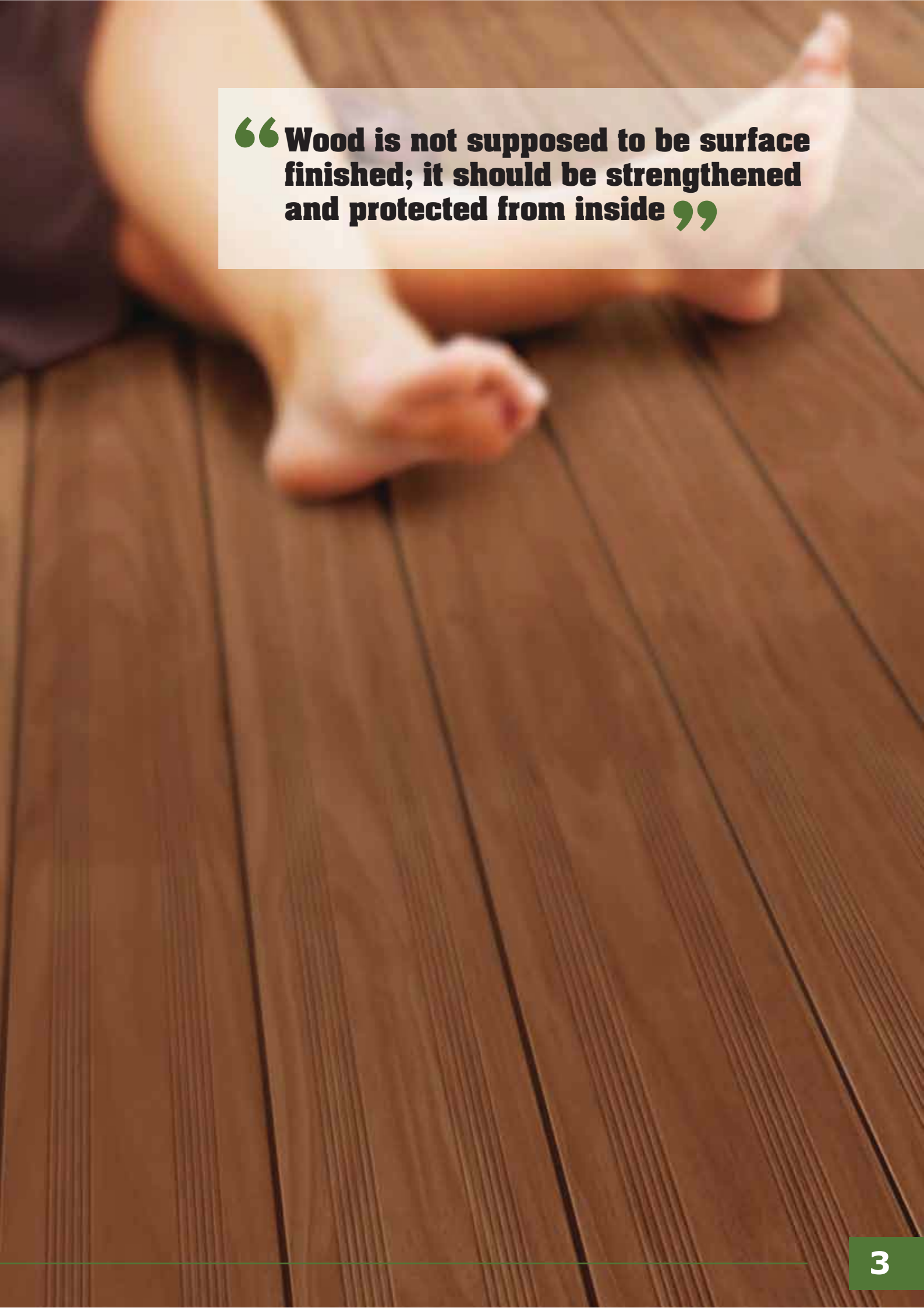
Sustainably sourced



Barefoot friendly



Increased strength and hardness

A close-up, low-angle shot of a person's feet resting on a dark brown wooden deck. The person is wearing white socks and white sneakers. The deck planks are arranged in a parallel pattern, and the lighting is warm and natural, suggesting an outdoor setting. A semi-transparent white box with a green border is overlaid on the upper part of the image, containing a quote.

“Wood is not supposed to be surface finished; it should be strengthened and protected from inside”

Products for Accoya outdoor use



Exterior Cleaner

- Efficient surface cleaning prior to maintenance
- Removes moss and green growth, prevents resettlement
- Suitable for decking, garden furniture, claddings and sidings
- Manual or mechanical cleaning
- Non harmful to vegetation

Product info

Container: 1 l and 2,5 l
Consumption: 6-10 m²/l



Deep Cleaner - Spray

- For the deep cleaning of all wooden garden furniture
- Removes oil and dirt from deep down inside the wood

Product info

Container: 750 ml
Consumption: –
 Depending on the wood type, its condition and age



Outdoor Wood Primer

- Primer for outdoor wood
- Special primer for very absorbing wood
- Water based
- Fast drying
- Penetrates and protects
- Requires aftertreatment with one of the Exterior Oils

Product info

Container: 2,5 l
Consumption: 8-10 m²/l
 Colourless



Exterior Oil

- Water based
- Provides a hard-wearing surface
- Contains UV-protection
- Prevents mould and fungus
- Suitable for decking, garden furniture, claddings and sidings
- Fast drying

Product info

Container: 0,75 l and 2,5 l
Consumption: 12-15 m²/l
 Available in 13 colours

Exterior oil on Accoya





Cleaning Brush 16"

- For the deep mechanical cleaning of deckings
- Efficiently removes dirt and old finishes
- Universally compatible with all kind of polishing machines



Cleaning Brush

- For the manual deep cleaning of deckings
- Removes dirt and old finishes



Shaft for Oil Applicator




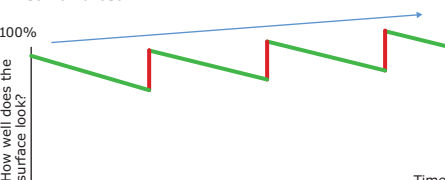


- Easy to assemble
- Very strong



Oil Applicator

- For simplified application of oil
- Replaceable pads
- Ensures smooth, fast and efficient work

Comparison of surface systems

Traditional oil-/soap-based finishing systems	Wax-based finishing systems	Solvent and water-based lacquer finishing systems
 <p>WOCA Oil / Soap</p>	 <p>Oil Wax</p>	 <p>Lacquer</p>
<p>Deep penetration, natural look</p>	<p>Slightly penetration and film-building</p>	<p>Film-building</p>
<p>Characteristics</p> <ul style="list-style-type: none"> • Protects the wood from inside and outside • Non film building • Forms a protecting surface • Natural finish • Allows the wood to breathe as the surface is constantly working 	<p>Characteristics</p> <ul style="list-style-type: none"> • Protects the wood from in- and outside • Forms a thin film • Forms a protecting surface • Film on the surface is visible • Allows the wood to breathe as the surface is constantly working 	<p>Characteristics</p> <ul style="list-style-type: none"> • Protects the wood from outside • Is film-building • Provides a thick layer • Generates a cool, artificial surface
<p>Advantages</p> <ul style="list-style-type: none"> • Penetrates deeply into the wood, and leaves a protective layer • Provides the most natural appearance of the wood • Ensures a dirt- and water-resistant surface • Can be renovated partially • Can be renovated simply and partially without special machines • Do not crack, flake, peel or blister • Easy to maintain with soap, oil refresher, oils etc. • The natural, warm appearance of the wood is maintained for many years - 'see wood and feel wood' 	<p>Advantages</p> <ul style="list-style-type: none"> • Penetrates slightly into the wood and builds a film on the surface • Good resistance against liquids • Do not crack, flake, peel or blister 	<p>Advantages</p> <ul style="list-style-type: none"> • Protective film on surface only • Unique water resistance, as long as film is not broken • Ensures a dirt- and water-resistant surface • Provides a tough, durable and hardwearing surface • Quick drying and water-based
<p>The pure natural finish with all the advantages</p> <ul style="list-style-type: none"> • The natural appearance of the wood is enhanced • Easy maintenance • Good water and liquids resistance • The floor gets more and more beautiful as time goes 	<p>Disadvantages</p> <ul style="list-style-type: none"> • Over time the wax generate a build-up and the whole area needs to be sanded and treated at once • It is not possible to renovate the surface partially • Uneven wear and tear on the pigmented film on the surface • The whole area needs to be sanded and treated at once • A shining, lacquerlike surface - proves that it is a sort of cross between lacquer and oil • The finish can crack, flake, peel and blister • Wax can be incompatible with maintenance products. The appearance of the floor gets worse and worse as time goes 	<p>Disadvantages</p> <ul style="list-style-type: none"> • It is not possible to renovate the surface partially • The whole area needs to be sanded and treated at once • The finish can crack, flake, peel and blister • The appearance of the floor gets worse and worse as time goes
<p>Wear and tear</p>  <p>How well does the surface look?</p> <p>Time</p> <ul style="list-style-type: none"> — Regular cleaning with Natural Soap and treatment occasionally with Oil Refresher. — Treatment with Wood Cleaner and Maintenance Oil/Paste. 	<p>Wear and tear</p>  <p>How well does the surface look?</p> <p>Time</p> <ul style="list-style-type: none"> — Regular cleaning material. — Special wax maintenance. — Over time the wax generate a build-up and the whole area needs to be sanded and treated at once. 	<p>Wear and tear</p>  <p>How well does the surface look?</p> <p>Time</p> <ul style="list-style-type: none"> — Regular cleaning with Lacquer Soap and treatment with Lacquer Care. — The whole area needs to be sanded and treated at once.

Renovating is “back to basics”

The “natural choice” is the essence of WOCA’s new Accoya Decking Concept for renovating and rejuvenating outdoor Accoya decking. The idea is simply to ensure that the wood surface is stripped and cleaned to such a degree that when the essential and strengthening re-oiling procedure follows, the oil will be able to penetrate and saturate the wood. In other words: “Back to basics” – and back to the idea of wood being a living material with built in natural resistance.

Our new concept is based on the very innovative WOCA Silicium Brush that fits any regular 16” floor polishing machine on the market. This equipment, combined with the unique WOCA Exterior Cleaner is the key.

The WOCA Silicium Brush is very flexible. Where you have Accoya decking and can compensate for any slight irregularity in the deck installation. Alternatively, if you have profiled decking the special hair allows the brush to work into the grooved channels.

WOCA Exterior Oil is available in a natural finish as well as a number of contemporary and traditional colours. The oil is different from other wood oils due to the built in UV-filter, which delays the bleaching effect of the sunlight.

To view the complete instructional video please visit:
www.wocadenmark.com/video

⇒ Clean



⇒ Oil



⇒ Enjoy



WOCA Exterior wood care

– for multiple usage



Recommended by
professionals



Producer: **WoodCare Denmark A/S** · Tværvej 6 · DK-6640 Lunderskov
Tel. +45 99 58 56 00 · info@ttwoodcare.com · www.wocadenmark.com
For more information see our worldwide WOCA link: www.woca.dk/contact-dealers